


CAMBRIDGE

3

Student's
Book
with Digital Pack

Pippa and Pop



American English

Caroline Nixon & Michael Tomlinson

Better
Learning


Map of the book

	VOCABULARY	LANGUAGE	SOUNDS AND LETTERS	LITERACY AND VALUES	NUMBERS	CROSS-CURRICULAR	PROJECT
	Introduction Page 4						
1 Me! Page 6	Review Level 2: characters, numbers, likes <i>angry, bored, excited, scared, sleepy, surprised</i>	<i>Hello! What's your name? I'm (Kim). How old are you? I'm (eight). I like (books). What's her / his name? She's (Kim). He's (Dan). How old is she / he? She's / He's (eight). He's / She's / I'm (bored). He isn't / She isn't / I'm not (bored).</i>	Review Level 2 letter sounds: <i>b, m, t, g, p, d, k, n, s, h</i>	<i>Jane's name</i> Be yourself	Review numbers: <i>1 – 20</i>	Music: Emotions from music	Make a self portrait
2 My day Page 18	<i>brush my hair, brush my teeth, get dressed, have breakfast, wake up, wash my face go to bed, have dinner, have a snack, listen to a story, play with friends, take a bath</i>	<i>I (wake up) (in the morning / every day). They / We (play with friends) (after school / in the evening). We / They don't (take a bath).</i>	Letter sound / <i>ʃ</i> / (<i>sh</i>)	<i>Brush your hair, Leo!</i> Take care of yourself	Adding by counting	Social studies: Times of day	Make a daily activities display
3 My home Page 30	<i>make the bed, pick up the toys, set the table, sweep the floor, wash the clothes, wash the dishes bed, bookcase, cabinet, lamp, rug, toy box</i>	<i>He / She (washes the dishes). I (sweep the floor). It's (under / in / on / next to) the (bed).</i>	Letter sound / <i>k</i> / (<i>ck</i>)	<i>Goldilocks and the three bears</i> Respect other people's things	Numbers: <i>10, 20, 30, 40</i>	Social studies: Objects at home	Make and decorate a bedroom
	Units 1–3 Review Page 42–43						
4 My sports Page 44	<i>badminton, baseball, basketball, field hockey, soccer, tennis bouncing, catching, hitting, kicking, rolling, throwing</i>	<i>They're / She's / He's playing (soccer). She's / He's / They're / I'm (throwing) the ball.</i>	Letter sound / <i>ŋ</i> / (<i>ng</i>)	<i>A sport for Grace</i> Persevere	Subtracting by counting	Physical education: Team sports	Make a ball


	VOCABULARY	LANGUAGE	SOUNDS AND LETTERS	LITERACY AND VALUES	NUMBERS	CROSS-CURRICULAR	PROJECT
<div>5</div> My free time Page 56	<i>cooking dinner, drawing pictures, listening to music, playing video games, reading books, watching TV</i> <i>go roller skating, go swimming, play a board game, play with building blocks, play hide-and-seek, play outside</i>	<i>I / We like (reading books).</i> <i>Let's (go swimming / play a board game)!</i> <i>Can I (come / play)?</i>	Letter sounds / ʊ / (short oo) and / u: / (long oo)	<i>Jack loves reading</i> Join in and help	Numbers: 50, 60	Art: Paintings, photographs, and sculptures	Make a board game
<div>6</div> My food Page 68	<i>cake, candy, chips, chocolate, grapes, pineapple</i> <i>beans, cereal, fruit, meat, rice, vegetables</i>	<i>Would you like some (chocolate)?</i> <i>Yes, please. / No, thank you.</i> <i>I'd like some (candy), please.</i> <i>I / We have (meat and rice) for (breakfast / lunch / dinner).</i>	Letter sound / tʃ / (ch)	<i>Share, Ricky Raccoon!</i> Share	Estimating quantity	Science: Salty, sour, and sweet	Make a plate of food
Units 4–6 Review Page 80–81							
<div>7</div> Animals Page 82	<i>crocodile, elephant, hippo, monkey, snake, tiger</i> <i>duck, giraffe, lizard, parrot, spider, zebra</i>	<i>There's (a monkey).</i> <i>There are (three) (monkeys).</i> <i>There are (lots of) (snakes).</i> <i>They're (giraffes). They have (long necks / long legs / stripes / short legs / big feet / long tails / sharp teeth).</i> <i>They're (fast).</i>	Letter sound / θ / (th)	<i>The mouse and the lion</i> Be friendly	Numbers: 70, 80	Science: Where animals live	Make an animal
<div>8</div> Plants Page 94	<i>garden, plants, rain, seeds, soil, sun</i> <i>beautiful, clean, dirty, new, old, ugly</i>	<i>What do plants need?</i> <i>Plants need (sun / rain / soil).</i> <i>What (beautiful) (flowers)!</i> <i>What (a dirty) (nose)!</i>	Letter sound / i: / (ee, ea)	<i>Sophia's garden</i> Work together	Measuring length	Science: How plants grow	Make a plant diagram
<div>9</div> My town Page 106	<i>hospital, playground, restaurant, school, store, supermarket</i> <i>doctor, farmer, nurse, sales clerk, teacher, waiter</i>	<i>Where are you / are we going?</i> <i>I'm / We're going to the (supermarket).</i> <i>A (teacher) works in a (school).</i> <i>He / She works on a farm.</i> <i>Where does (a teacher) work?</i> <i>Does (a nurse) work (in) a (hospital)?</i> <i>Yes, he / she does. No, he / she doesn't.</i>	Letter sound / ei / (ay, ai)	<i>Big-city cat and small-town cat</i> Appreciate what you have	Numbers: 90, 100	Social studies: Jobs	Make a jobs poster
Units 7–9 Review Page 118–119							

1 Me!

  **Listen to the song.**




 Listen.  Point.  Circle.



6

8



5

4



6

7



3

5

 **Listen.**  **Stick.**  **Match.**  **Say.**



Pippa



Dan



Kim



Tinks

• 5
• 6
• 3
• 8

Sounds and letters



⁶ Listen. Trace. Match. Say.

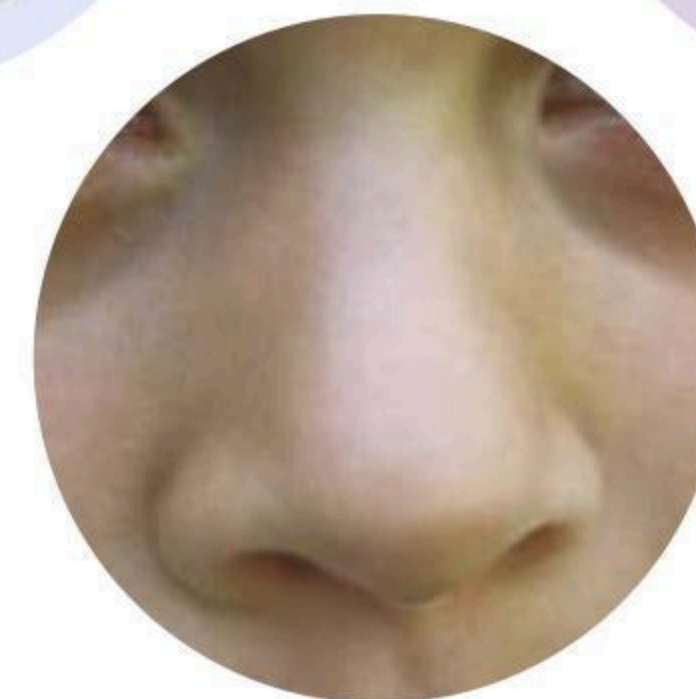
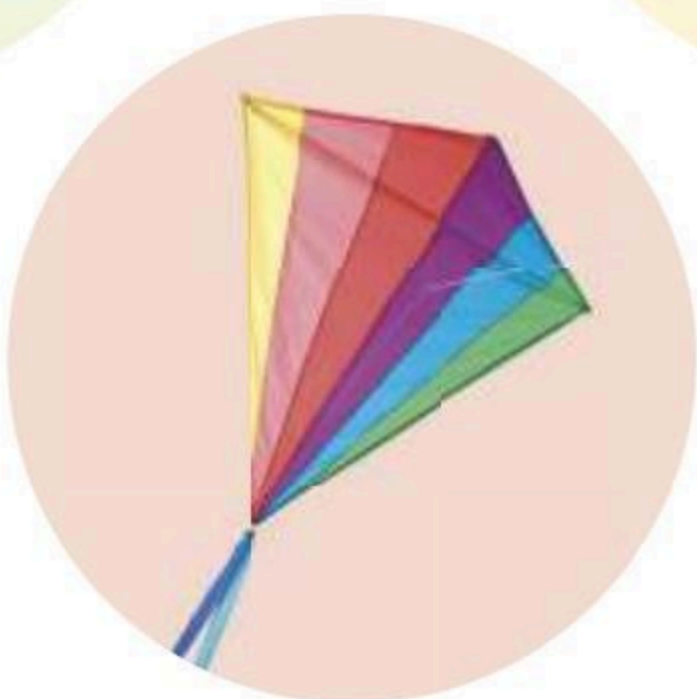



b

m

t

g

p



d

k

n

s

h



Listen. Jane's name

1



2



3






4







Listen. Point. Circle.



  **Listen.**  **Look.**  **Circle.**  **Sing.**



Numbers

 Look.  Count.  Match.

1 2 3 4

6 7 8 9

11 12 13 14

16 17 18 19

10

20

5

15

10 green dots


10 red dots

20 purple dots


5 yellow dots

Listen. Circle.

1



2



3



4

